

How to Measure RailEasy™ Systems



WE ENCOURAGE OUR CUSTOMERS TO ORDER FROM LOCAL AUTHORIZED DEALERS TO ENSURE PERSONAL SERVICE, LOCAL REPRESENTATION AND PROJECT ASSISTANCE.

Table of Contents

Step 1: Select a RailEasy System	1
Step 2: Sketch Your Project	1
Step 3: Determine Required Railing Sections	2
Step 4: Determine Required Rail Height	3
Step 5: Determine Supplies for Your Project	3

Step 1: Select a RailEasy System

Based on the available RailEasy™ selections, choose a model.

Step 2: Sketch Your Project

Sketch your project to scale using the actual measurements of your planned layout.

- Take care to indicate the location of the railing and the posts on the deck and any stairs (See Figure 1).
- Measure between each post and place the measurements neatly on the drawing (See Figures 2a and 2b).
- If you are using a model with cable railing as infill, you will also need to measure the entire length of each straight run including the width of intermediate posts (See Figures 3a and 3b).
- When measuring the space between posts on stairs, make sure your tape measure is parallel to the angle of the stairs (See Figure 2c or 3c).



YOU MAY FIND IT HELPFUL TO DOWNLOAD THE "PROJECT PLANNER" FROM THE "INSTALLATION & DOWNLOADS" PAGE OF OUR WEBSITE; WWW.ATLANTISRAIL.COM.

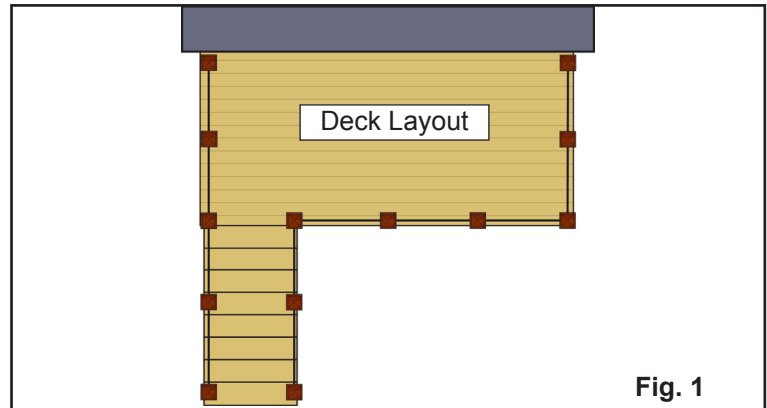


Fig. 1

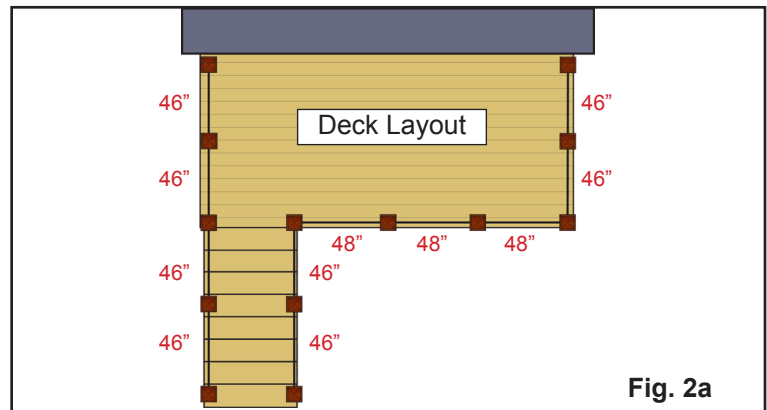
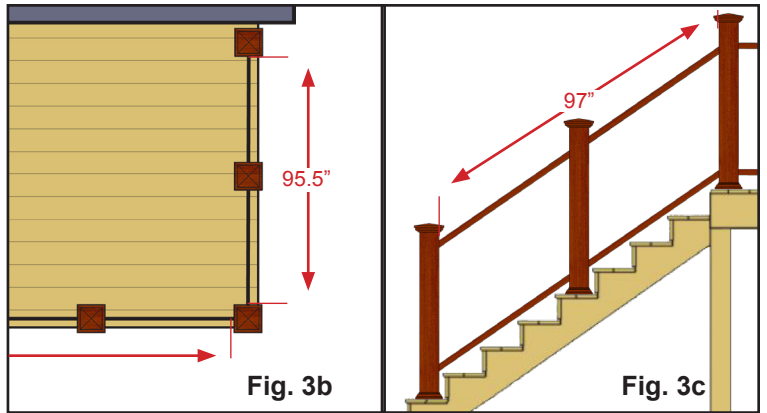
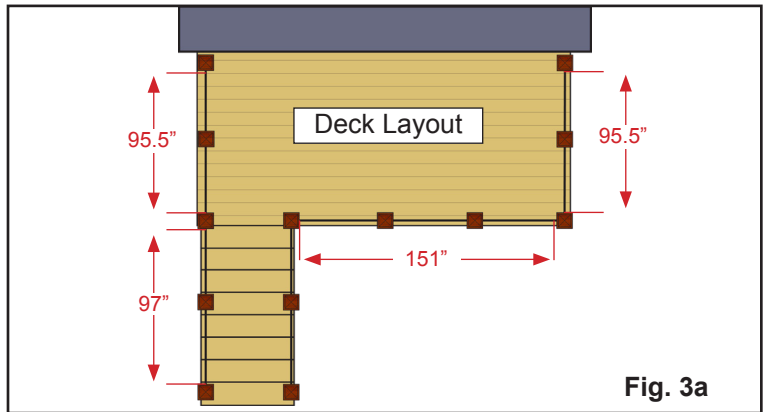
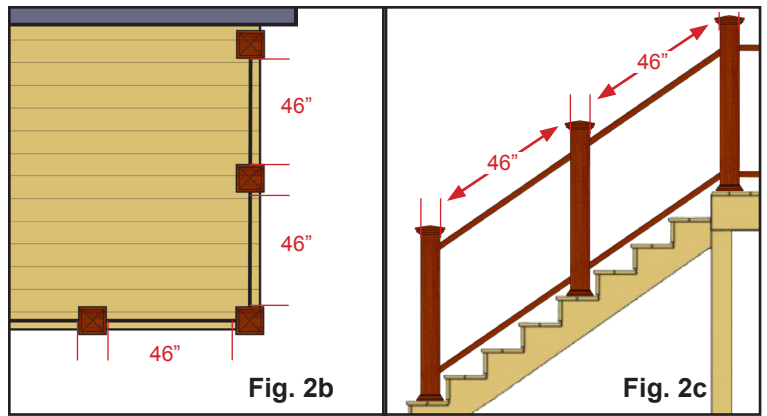


Fig. 2a

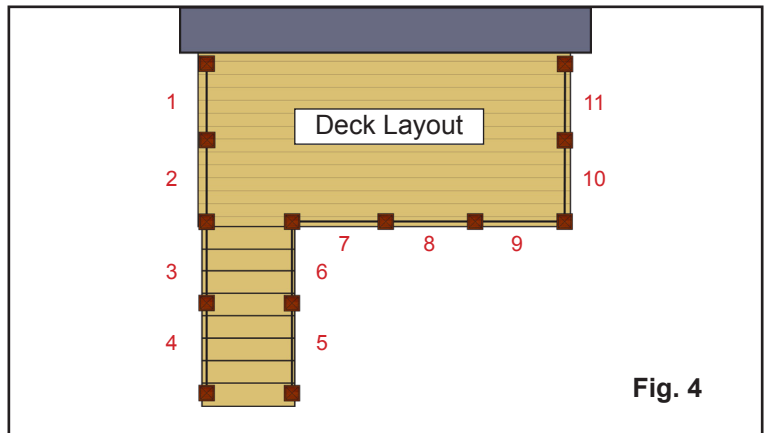


Step 3: Determine Required Railing Sections

Number each railing section (See *Figure 4*) on your sketch beginning at the farthest section to the left and moving right.



ATLANTIS RAIL SYSTEMS REQUIRES STAYING WITHIN 4' SECTION LENGTHS (POST TO POST) FOR CODE COMPLIANCE AND TO MAINTAIN STRUCTURAL INTEGRITY.



Step 4: Determine the Required Rail Height

Railing sections are offered in standard heights of 36" and 42". Custom heights are available upon request.



REFER TO YOUR LOCAL BUILDING CODES AND NOTE THE REQUIRED RAIL HEIGHT FOR EACH SECTION ON YOUR PROJECT SKETCH.

Step 5: Determine Supplies for Your Project

We encourage you to contact your local authorized dealer. To find a dealer in your area, refer to the "Find a Dealer" page on the Atlantis Rail website or call 1 (800) 541-6829 for assistance. If a dealer is not located in your area, please fax or email the plan to Atlantis Rail Systems; (508) 732-9798 or info@atlantisrail.com.



Use our Dealer Locator to find a Dealer near you.